


# van der Pauw – Hall Transport

DynaCool (D542) / PPMS (P542) / VersaLab (V542)

The **van der Pauw** technique allows for the determination of a material's resistivity for a sample of arbitrary shape so long as it is uniformly thick. To achieve optimal accuracy using this technique, multiple unique permutations of the current and voltage leads must be measured and properly averaged. The van der Pauw – Hall Option automatically performs these measurements and calculations so highly accurate resistivity measurements can be easily conducted as a function of temperature or magnetic field. The same switching and measurement hardware can further be leveraged to acquire the Hall coefficient and charge carrier concentration with the application of sufficiently strong magnetic fields. With both the resistivity and the Hall coefficient known, the carrier mobility  $\mu$  is readily calculated as a function of temperature across the full range of the PPMS.

## Key Features:

- Option software fully integrated to MultiVu, enabling sequence commands to configure a measurement of the van der Pauw resistivity or Hall coefficient
- IV-Curve utility enables a quick determination of sample contact quality at the beginning of a measurement
- Switching wiring permutations is handled automatically by MultiVu for common measurements (vdP, Hall), while user-defined switching profiles can be configured using custom sequences
- Three multiplexed measurement channels accommodated on a single puck
- Compatible with Helium-3 and Dilution Refrigerator options (two channels)



*The switching controller enables various contact permutations such as polarity exchange, rotation in 90 degree increments, and switching between longitudinal and Hall measurement configurations. Illuminated indicators show at a glance the present state of each channel in real time.*

## van der Pauw – Hall Transport Specifications\*

### Resistance [R]

Range: 10  $\mu\Omega$  to 5 M $\Omega$   
Sensitivity: 15 nV RMS typical\*\*

### Drive Parameters

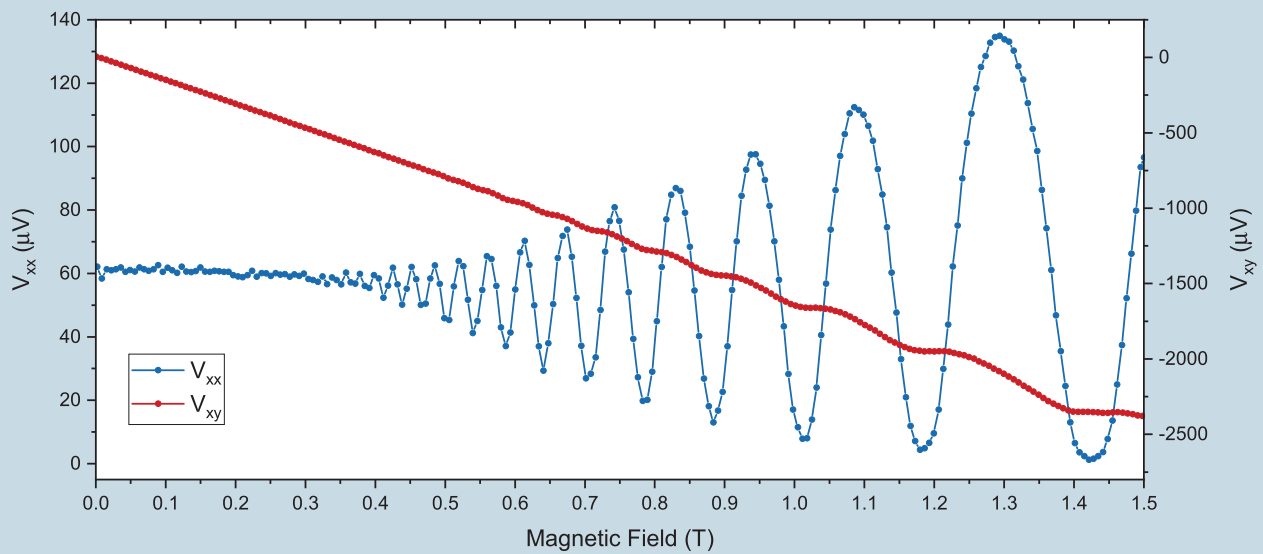
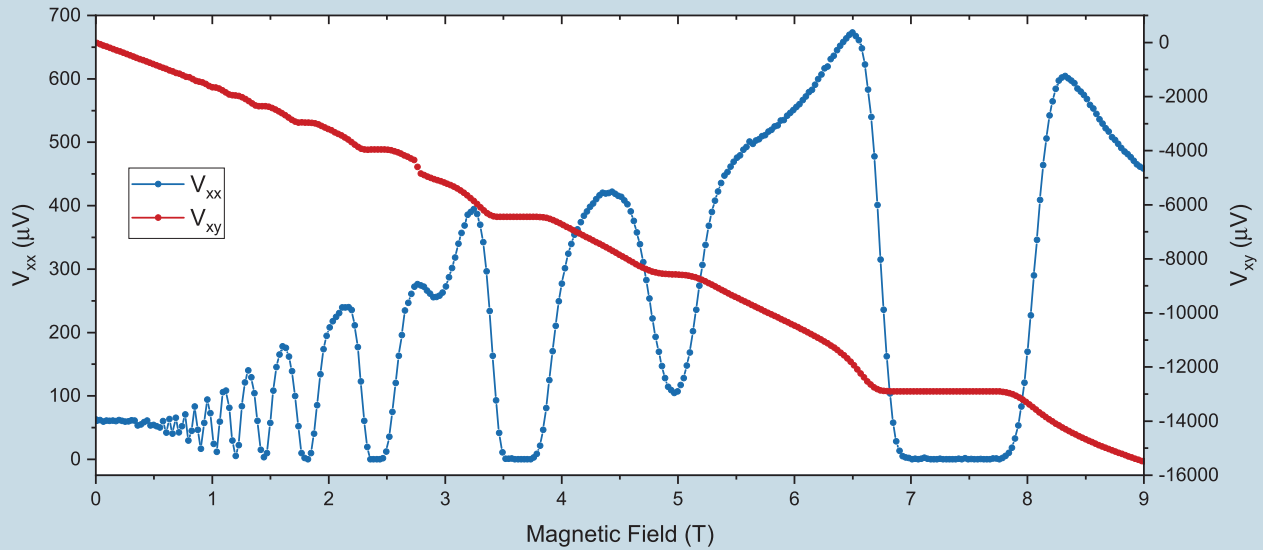
Current Range: 2 nA to 8 mA  
Compliance Voltage: 4 V, maximum  
Frequency: 5 Hz square wave

**Operational Range:** 1.8 to 400 K; 0 to 16 T

\*The vdP-H Option uses the DC Resistance hardware for measurements and thus shares its specifications.

\*\*This corresponds to 2  $\mu\Omega$  at 8 mA excitation.

Specifications are subject to change without notice.



Field-dependent longitudinal and transverse voltage signals measured for a GaAs 2-D electron gas system at 1.7 K with 1  $\mu\text{A}$  sourced DC excitation current in the van der Pauw geometry. In the upper frame, plateaus demonstrating the integer quantum Hall effect correspond to where the Fermi level falls in an area of localized states between neighboring Landau levels. The lower frame depicts the same parameters, collected at a slower field ramp, allowing the Shubnikov-de Haas oscillations to be resolved in regions of comparatively lower magnetic field strength.

Sample provided by M. Pendharkar, Chris Palmström Group, University of California Santa Barbara.



10307 Pacific Center Court, San Diego, CA 92121  
 Tel: 858.481.4400 Fax: 858.481.7410  
 www.qdusa.com 1076-001 Rev. A0